

Heavy Duty Secure 2

Applications

- Sub-stations
- Plant rooms
- Transformer chambers
- Oil stores
- Pump rooms
- Gas cylinder storage
- Bin stores



Heavy Duty Secure 2

Features

- Security rated steel sub-station doorsets.
- Tested and certified to LPS 1175 Issue 8. Security Classification B3 (SR2).
- Singles, Double, door sets with or without over panels.
- Plain or fully louvered over panels.
- Various louvre configurations.
- Excellent airflow characteristics.
- Anti-vermin mesh or blanking to rear,
- Aesthetically pleasing.
- Through frame fixing or 3-hole Fixing lug option, dependant of frame profile.
- Door hold open stays (90°) fitted as standard.
- Maintenance free lift off hinges.
- Non-fire rated.
- Architectural marine grade polyester powder coat finishes as standard.

Sizes

Standard size structural opening for single doorset is 1000 x 2560mm high.

Standard size structural opening for double doorset is 2710 x 2560mm high.

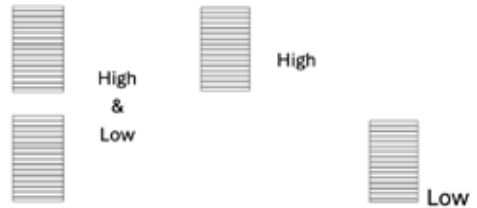
Other sizes available dependant on configuration due to certification restraints, contact sales@sunraydoors.co.uk for more information.

Door Construction

All leaves are made from 6mm thick steel plate with louvre blades, if required, formed from 2.5mm thick steel welded in.

Louvre Section

Louvre Panel configurations within door-sets can be as below or plain no louvres.



Frame

50 x 100 x 3mm rectangular hollow section to head and jambs with a 50 x 10mm threshold. 3 slot (150mm) Lugs as standard for fixing framework within the opening, (fixings supplied).

All fully demountable construction.

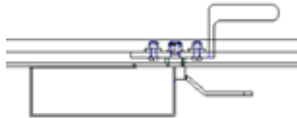
Hinge parts welded to frame and door leaf.

Air Flow

Approximately 50%.

Locking

Manually operated 3-point locking system with padlockable handle and external shroud, for padlock (must be SR2 (B3) rated).

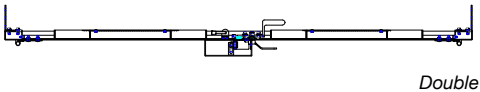
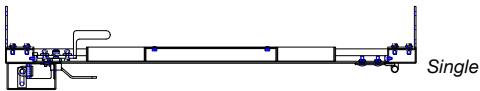


Heavy Duty Secure 2

Finishes

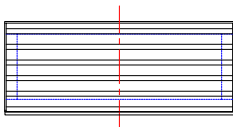
Top coat: Architectural marine grade polyester powder coat. 30% gloss level. 60-80 microns thickness. Optional marine grade zinc rich primer for enhanced corrosion resistance. 60-80 microns thickness. Stocked range of 58 standard colours. Other colours and finishes available on request.

Standard Frame Option



Overpanel Options

Louvred



Plain



Sunray Doors
An Assa Abloy Group Company

Sunray Engineering Ltd
 Kingsnorth Industrial Estate
 Wotton Road, Ashford
 Kent TN23 6LL

+44 (0)1233 639039
 sales@sunraydoors.co.uk
 www.sunraydoors.co.uk



Bespoke Design Services

Complementing our standard door ranges we also offer a complete, bespoke design service to suit specific client needs or to overcome site/building constraints.

Sunray Installation Service

We offer a full installation service covering our complete range of steel door and louvre systems. Work is carried out by our own qualified factory-skilled operatives and not sub-contractors.

Procedures are audited and our installation process is approved and certified by CHAS, Safe Contractor, Achilles Building Confidence and Achilles UVDB.

Sunray's Installation Service is certified by the LPCB/BRE to LPS 1271 for security and fire doors.

Nationwide Delivery Service

Specialist transport service includes curtain sider lorries with Moffett facility, flat bed lorries with HIAB facility and lightweight vans as applicable.



Heavy Duty Secure 2



Registered in England Registered No: 1480089 VAT No. 630851070