

# SaverDoor®

An unparalleled range of cost-effective general purpose steel pedestrian doorsets, suitable for any non-fire rated commercial application.

## Applications

- Offices
- Fire escapes
- Plant rooms
- Store rooms
- Services cupboards
- Bin stores



## Features

- Strong, lightweight and durable steel pedestrian doorsets.
- Single, equal-leaf double and unequal leaf double doorset configurations.
- Market leading maximum door leaf sizes.
- Vision panel and louvre vent options.
- Solid or glazed over panels and side panels.
- Knock-down butt joint or welded frames.
- Single or double rebate frame profiles.
- Premium quality ASSA ABLOY brand hardware or bespoke options.
- Non-fire rated.
- External range CE/UKCA marked in accordance with harmonised standard BS EN 14351-1.
- Architectural grade polyester powder coat finishes.

## Sizes

Custom produced doorset sizes to suit as-built or specified structural opening dimensions.

## Door Leaf

44mm thick twin tray construction. Door skins manufactured from 1.5mm thick zinc coated mild steel for enhanced corrosion resistance. Light weight, impact resistant honeycomb core supplied as standard or mineral wool infill/vertical stiffener option on request. Anti-dry astragal fitted to leading edge for lock bolt protection. Hardware preparations suitably reinforced and pre-threaded for required fasteners.

## Door Frame

100mm x 57mm single rebate profile supplied as standard. Double rebate profile and increased frame depth sizes available on request. Manufactured from 1.5mm thick zinc coated mild steel. Knock-down butt joint frame assembly method for ease of site installation as standard. Butt welded option available on request. Factory prepared hinge, strike plate and door closer mounting plates.

## Weather Seal & Thresholds

Silicone self-adhesive weather seal to frame and Approved Doc M compliant aluminium low profile threshold c/w integral seal supplied as standard. Clear threshold option and alternative aluminium or steel profile designs available on request.

## Vision Panels

Standard range of square, rectangular and round shaped vision panel designs with bevelled beading and tight mitred corner joints. Clear vision sizes (W x H): 406mm x 406mm, 406mm x 711mm, 152mm x 457mm, 152mm x 711mm or 406mm diameter. Other sizes available on request. 6.4mm thick clear laminated safety glass supplied as standard.

## Louvre Vents

Standard range of square and rectangular shaped louvre vents. Clear vent sizes (W x H): 305mm x 305mm, 457mm x 305mm, 457mm x 457mm, 305mm x 1524mm or 457mm x 1524mm. 50% free area. Other sizes available on request. Vision panels and louvres may be combined within the same door leaf.

## Fixing Method

Door frames second fixed within structural openings using packing shims and expansion anchors to masonry/concrete openings or machine screws to drilled and tapped holes in steelwork. Frame fixing holes infilled with snap-fit low-profile plastic hole plugs. Frame to wall joints sealed with mastic sealant.

## Thermal Rating

Thermal transmittance certified in accordance with BS EN ISO 10077-1 by Element Materials Technology. U-value for plain single and double doorsets: 3.0 W/m<sup>2</sup>.K.

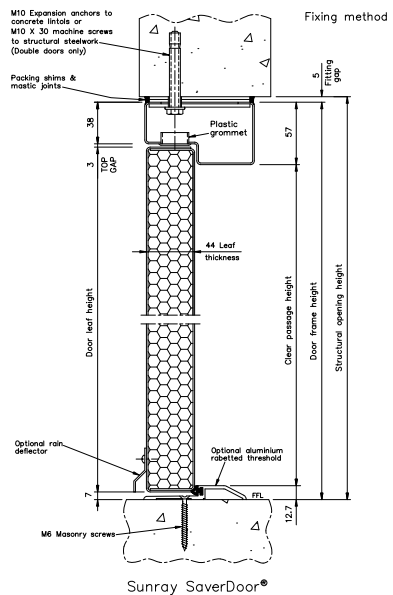
## Hardware

High quality ASSA ABLOY branded hardware including Union HD72 Series mortice locks and Union/Exidor panic escape devices.

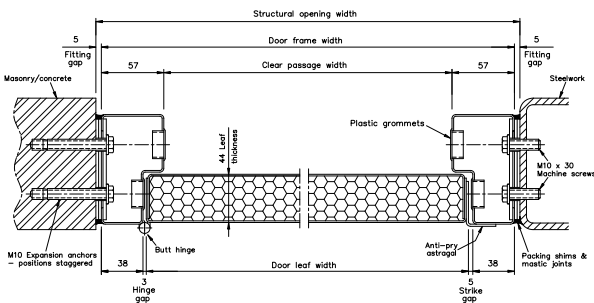
Minimum of four BS EN 1935 Class 13 stainless steel ball bearing butt hinges fitted to each door leaf. Concealed flush bolts or barrel bolts to double door passive leaves. All hardware factory fitted as standard. Other ironmongery available on request.

## Finishes

Top coat: Architectural grade polyester powder coat. 30% gloss level. 60-80 microns thickness. Optional marine grade zinc rich primer for enhanced corrosion resistance. 60-80 microns thickness. Stocked range of 58 standard colours. Other colours and finishes available on request.



Fixing method




Sunray Single SaverDoor®

**Sunray Doors**  
**An Assa Abloy Group Company**

Sunray Engineering Ltd  
Kingsnorth Industrial Estate  
Wotton Road, Ashford  
Kent TN23 6LL

+44 (0)1233 639039  
sales@sunraydoors.co.uk  
www.sunraydoors.co.uk



**Bespoke Design Services**

Complementing our standard door ranges we also offer a complete, bespoke design service to suit specific client needs or to overcome site/building constraints.

**Sunray Installation Service**

We offer a full installation service covering our complete range of steel door and louvre systems. Work is carried out by our own qualified factory-trained operatives and not sub-contractors.

Procedures are audited and our installation process is approved and certified by CHAS, Safe Contractor, Achilles Building Confidence and Achilles UVDB.

Sunray's Installation Service is certified by the LPCB/BRE to LPS 1271 for security and fire doors.

**Nationwide Delivery Service**

Specialist transport service includes curtain sider lorries with Moffett facility, flat bed lorries with HIAB facility and lightweight vans as applicable.



SaverDoor®



Registered in England Registered No: 1480089 VAT No: 630851070